



YOUR PRACTICAL GUIDE TO  
**BUDAPEST**  
PUBLIC TRANSPORT

2025 SPRING

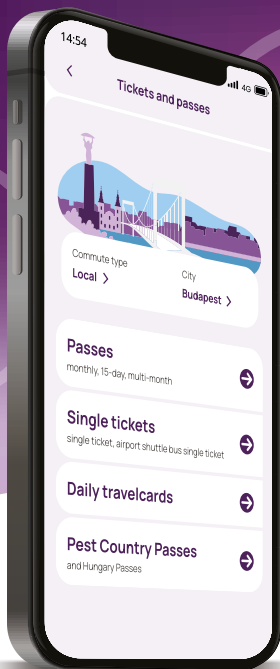


**BUDAPEST**



BUDAPESTI  
KÖZLEKEDÉSI  
KÖZPONT

# PASS PURCHASE AND JOURNEY PLANNING IN ONE APP



[DOWNLOAD NOW](#)

# Travel options in Budapest

There are several transport modes available, but no matter which one you choose: the integrated network has a single tariff system.



Metro



Suburban  
railway



Tram



Trolleybus



Bus



**Daytime transport**  
04:30–23:50



**Night transport**  
23:50–04:30



## MOL Bubi public bikes

MOL Bubi is a public transport service provided by BKK. Your environmentally friendly choice for inner city mobility. You can use the bikes 24/7 for 50 HUF/minute with the MOL Bubi app.



## Standardised taxi fares in the city

All taxis accept bankcards.

**Base fare + HUF/km + HUF/min (under 15 km/h)**

1100 HUF   440 HUF   110 HUF



[bkk.hu/en](http://bkk.hu/en)



**BudapestGO app**

# Selected ticket types

All tickets and travelcards are available digitally in the BudapestGO app.

## Tickets for a single ride



Single ticket

450 HUF



Block of 10  
single tickets

4 000 HUF



30- and 90-minute  
digital tickets

530 HUF and 750 HUF



Airport shuttle bus  
single ticket (line 100E)

2 200 HUF

Single tickets are valid for a single, non-stop journey, except on the metro network, where no new ticket is required for transfers between metro lines.

If you plan to transfer more than once, choose our time-based tickets in the BudapestGO app. You can transfer as many times as you like within the validity period with the 30- and 90-minute tickets, but be aware that you'll need to validate each time you transfer by scanning the code. You can end a journey that you have started within the validity period even if your timeframe expires in the meantime.

## Daily travelcards



24-hour  
travelcard

2 500 HUF



72-hour  
travelcard


5 500 HUF

**Unlimited travel all day long. Best choice for sightseeing for one or three days.**

With daily travelcards you can make an unlimited number of transfers within the validity period.

Special fares apply to bus line 100E Airport Express operating between the airport and the city centre (Deák Ferenc tér) as well as to special vehicles. For more information on tickets, passes, where and how to buy them and on travel terms, please visit **bkk.hu**.

# Where to get your ticket



## BudapestGO app

Find ticketing, journey planning and traffic information in one easy-to-use app.

## Ticket vending machines

Tickets and passes available 0–24. The best option is to pay by bankcard.

## From your driver

Single tickets for 600 HUF. Please have exact fare ready, as the driver may not have change.

## Resellers

Only single tickets, including the Book of 10 single tickets.

## Budapest Pay&GO

Buy and validate your ticket on board with a bankcard on the 100E Airport Express and metro line M1.

## BKK customer service centres and ticket offices

 [Click here](#)

Budapest's public transport system - like that of many big cities - operates a pre-purchase system. We recommend that you buy your ticket or pass well in advance. The most convenient solution is to use the **BudapestGO app** - [bkk.hu/budapestgo\\_en](https://bkk.hu/budapestgo_en) - but in addition to ticket machines, you can also use apps, BKK ticket offices and customer service centres along with our retailers to obtain tickets.

Before you travel, please visit our website [bkk.hu/en/about-bkk/contacts/](https://bkk.hu/en/about-bkk/contacts/) or [bkk.hu/pontkereso/](https://bkk.hu/pontkereso/) for a list of current sales points and their opening hours. For more information on other ticket and pass types, please visit [bkk.hu/en/tickets-and-passes/](https://bkk.hu/en/tickets-and-passes/)

# Always validate your ticket upon boarding!

**Buying the ticket is not enough! You need to validate your single tickets at the start of your journey:**

**Paper tickets:** use the validating machine - it will stamp a code on the ticket or punch a hole.

**Digital tickets:** scan the code stickers, which you will find at the entrance of the metro on the side of the paper-ticket validators and outside by the doors on street-level transport. Time-based tickets must always be validated when you board a different vehicle.

**Budapest Pay&GO device:** if you buy your ticket by bankcard using the Budapest Pay&GO device on the 100E Airport Express or metro line M1, the purchase and validation are happening at the same time.

**Daily travelcards and passes:** no validation required.

## Validate your ticket at the start of your trip!

To use the red coloured manual validator, insert the ticket into the slot and pull the handle towards you until the ticket is punched. For the yellow electronic validator, insert the ticket into the slot and remove it when the red light flashes. Keep your ticket until the end of your journey, as you will have to show it to the ticket inspector when you are checked.



## Penalty fare

If you do not have a validated single ticket or a valid daily travelcard or pass (with the linked original photo ID you provided when you bought it), the ticket inspector has the right to charge you a penalty fare.

You can pay the reduced amount of 12 000 HUF on the spot in cash or, if the ticket inspector has a terminal, by bankcard. If you pay later, the amount increases to 25 000 HUF; both payment methods are possible at BKK Customer Centres.

# Between the airport and the city centre

## 100E Airport Express - direct connection to the city centre 0-24



🚌 Bus 100E is only available with an Airport shuttle bus single ticket (2 200 HUF)

## BPPay&GO

Use your bankcard as a ticket. Buy and validate your single ticket with a bankcard on the 100E Airport Express and metro line M1.



## Daytime operation - to the city centre with one transfer



🚇 For bus 200E and on metro line M3, you'll need two validated single tickets or a travelcard, or a pass.

## Night-time operation - to the city centre with one transfer



🚇 For bus 200E and the night bus, you'll need two validated single tickets or a travelcard, or a pass.



The typical taxi fare between the city centre and the airport (21 km) is 10 670 HUF, but it can increase depending on traffic.

**BPPay&GO**



## *YOUR BANKCARD IS YOUR NEW TICKET ON THE 100E AIRPORT EXPRESS.*

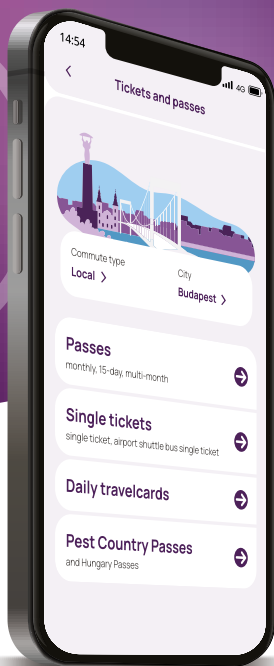
*Buy your paperless ticket with your bankcard or mobile  
on the 100E Airport Express to the city centre.*

**MORE INFO**





Using public transport in Budapest has never been easier. Plan your trip in the city and buy digital single tickets, time-based tickets and 24/72-hour travelcards.



**DOWNLOAD THE FREE  
BUDAPESTGO APP  
HERE**

# How to buy and use your ticket and/or pass in the app



1 Download the BudapestGO app.






2 Register




3 Enter your details under My Tickets and buy the type of ticket and/or pass you need.




   Validate your tickets before boarding using the code by the door on the outside of vehicles. Daily travelcards and passes do not need to be validated.



 On front-door boarding services, scan the code and show the moving image to the driver: this is the proof that your mobile ticket or pass is valid.



 On the metro network, scan the code before entering the station or use the app's metro icon and show the moving image to the staff checking your ticket.



**BPPay&GO**



1

Try it on  
metro line M1 too

## **BUY YOUR PAPERLESS SINGLE TICKET WITH YOUR BANKCARD OR MOBILE PHONE!**



*Secure*



*Available as  
you enter M1  
metro station*



*For one trip  
with transfers  
on the metro*



[bkk.hu/budapestpayandgo\\_en](http://bkk.hu/budapestpayandgo_en)

*For further ticket and pass purchases, please use the BudapestGO app.*

# MOL BUBI PUBLIC BIKE-SHARING SERVICE



**2,460**  
BIKES

**217**  
STATIONS

**0-24**  
AVAILABILITY

Download the MOL Bubi app [here](#)



# MOL Bubi is a fun way to explore Budapest

You can use the public bikes with the MOL Bubi app. You can pick up and drop off your bikes at the MOL Bubi stations, which are located a few minutes' ride apart, currently at 217 locations in the city.




## Registration

Register in the MOL Bubi app.



## Pickup

To pick up your bike, use the QR code scanner in the app and your bike's smart lock will open automatically.



## Park

To park, select the parking function in the MOL Bubi app, then lock the smart lock on your bike. During parking, usage fees will be charged.



## Return

Take the bike back to any station shown in the map and lock it by pressing down the smart lock button until it clicks. If you leave the bike outside the station, you must pay a collection fee.

## How much does it cost?

With the Pay As You Go scheme, a one-time 100 HUF bankcard registration fee will be charged, which includes the first 2 minutes of your first ride after registering your card. After that, you can cycle for 50 HUF per minute for each minute you start. Check in the app the locations of the MOL Bubi stations where you can drop off your bike.

**Important!** If you do not drop off your bike at a MOL Bubi station, you will have to pay a 5 000 HUF service free as an off-station bike closing surcharge.

# Nappali közösségi közlekedés

## Fontosabb vonalak

### Daytime transport services

#### Major lines

**!** Járataink közlekedése módosulhat. Kérjük, figyelje kihelyezett tájékoztatóinkat vagy látogasson el a bkk.hu weboldalra. Transport services are subject to change. Please check the information boards displayed at the stops or visit bkk.hu.



- M** **Metróvonalak**  
Metro lines
- H** **HÉV-vonalak**  
Suburban railway lines
- T** **Villamosvonalak**  
Tram lines
- K** **Kiemelt autóbuszvonalak**  
Key bus lines
- A** **Repülőtéri Expressz**  
(egyedi díjszabás)  
Airport Express (special fare)
- R** **Vasútállomás**  
Railway station
- B** **Helyközi autóbusz-állomás**  
Regional bus station
- I** **BKK ügyfélközpont**  
BKK customer service centre

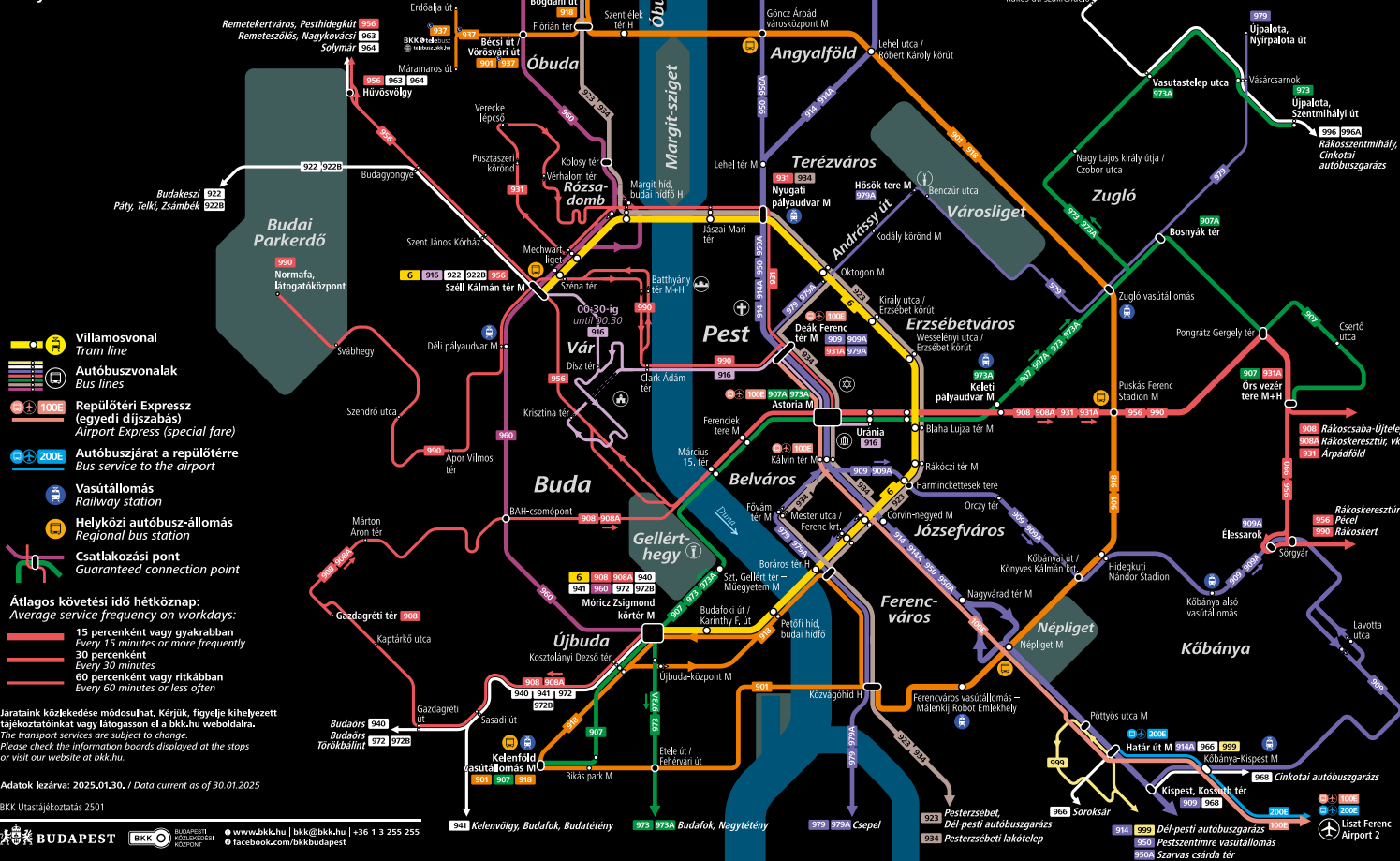
BKK Utastájékoztató | Adatok lezárva: 2025.01.30. / Data current as of 30.01.2025

# Éjszakai közösségi közlekedés

## Fontosabb vonalak

### Night transport services

### Major lines



# Special transport services



**N19**

**Transport heritage-  
historic tram\***

Historic tram N19 runs every Sunday until 31 October 2024 between Deák Ferenc tér and Katinyi mártírok parkja. More information [▶](#)



**Buda Castle Funicular\***

Link between the Royal Castle and the riverbank since 1870. More information [▶](#)



**Chairlift\***

Weather permitting, the cableway carries passengers to János Hill, the highest point in Buda. More information [▶](#)



**N2**

**Sightseeing tram\***

Travel along one of the 10 most beautiful tram lines in the world, along the Danube embankment on the N2 tram. More information [▶](#)

Special fares apply to the services marked with \*





## 1 Millennium Underground Railway

The first underground railway in continental Europe; in operation since 1896.



## Cogwheel railway

One of Budapest's oldest means of transport, this steep grade railway takes you up Széchenyi Hill in Buda.



## Underground Railway Museum

In the Deák Ferenc tér metro station underpass, inside the BKK Customer Service Centre. Closed on Mondays. More information [▶](#)



## Urban Public Transport Museum

In the quaint town of Szentendre, next to the final station of suburban railway line H5. Open from April to October, closed on Mondays. More information [▶](#)



# Public transport rules



Please be polite and considerate to your fellow passengers. If you experience any problems during your journey, please inform your driver or contact the BKK Customer Service by email ([bkk@bkk.hu](mailto:bkk@bkk.hu)) or by phone (+36 1 3 255 255).



Most of the transport network is served by low-floor vehicles. You can plan a full journey by low-floor vehicles using the **BudapestGO** app. The renovated stations on metro lines M4 and M3 are also accessible.



On most buses you can only board at the front door. You must show the driver your valid ticket or pass.



On vehicles with a button next to the door, push that button to open the door.



On most vehicles, you must signal your intention to disembark well in advance by pressing the button near the door. Please use the rear doors to exit.



At metro stations, you should only enter the safety lane at the edge of the platform once passengers on the incoming train have disembarked. Please leave this lane free until then.



Small pets and small dogs travelling in a carrier basket travel free of charge. In other cases, you can only travel with a muzzled dog on a lead if you have bought a separate ticket or pass for it.



You can take bikes on board with a single ticket or a bike pass for the bike on the suburban and cogwheel railway, and on designated tram and bus lines. At weekends you can temporarily transport your bike free of charge. Please check **here** for details.



Smoking is strictly prohibited on all vehicles and at stops!  
No food or drink is allowed on board vehicles or in metro stations.




Always wash your hands thoroughly after travelling, and pay by bankcard if possible when buying tickets. If you are ill, please do not use public transport. Please check and follow the current epidemiological rules on the BKK website and on the information boards.



## Customer Service Centres


*Open: 07:00–19:00*

 Csepel, Szent Imre tér

 Deák Ferenc tér


 Déli pályaudvar

 Kelenföld vasútállomás


 Keleti pályaudvar

 Kőbánya-Kispest


 Népliget

 Széll Kálmán tér

 Szentlélek tér

 Budapest International Airport  
Terminal 2A

*Open: 08:00–22:00*

 Budapest International Airport  
Terminal 2B

*Open: 09:00–21:00*



On the **bkk.hu/pontkereso** website and in the **BudapestGO app**, a map also shows customer service centres, ticket offices, ticket vending machines and retailers so you can find them easily.



# DISCOVER THE DETAILS OF THE CITY

**BUDAPEST CARD**  
THE OFFICIAL CITY PASS



FREE public transport



FREE entry to  
St. Lukács Thermal Bath



FREE entry to  
30+ attractions



FREE guided  
walking tours



SEE MORE.  
SAVE MORE.

BUDAPESTINFO.HU



SCAN FOR BUDAPEST CARD  
PARTNERS CATALOGUE





**1075 Budapest, Rumbach Sebestyén utca 19–21.**  
**[www.bkk.hu](http://www.bkk.hu) | [bkk@bkk.hu](mailto:bkk@bkk.hu) | +36 1 3 255 255**  
**[facebook.com/bkkbudapest](https://facebook.com/bkkbudapest)**

Valid from 01.02.2025